District A 9

As of May 2026 Cumulative

Year	New Clubs	Dropped Clubs	Gain/ Loss Clubs	New Members	Charter Members	Reinstate Members	Transfer Members	Total Member Added	Total Members Dropped	Gain/ Loss Members
2021-2022	0	3	-3	85	3	4	12	104	140	-36
2022-2023	0	1	-1	152	2	7	9	170	110	60
2023-2024	1	0	1	107	32	5	2	146	92	54
2024-2025	0	1	-1	84	4	8	3	99	146	-47
2025-2026	0	0	0	114	0	10	3	127	93	34
Average	**0**	**1**	**-1**	**108**	**8**	**7**	**6**	**129**	**116**	**13**

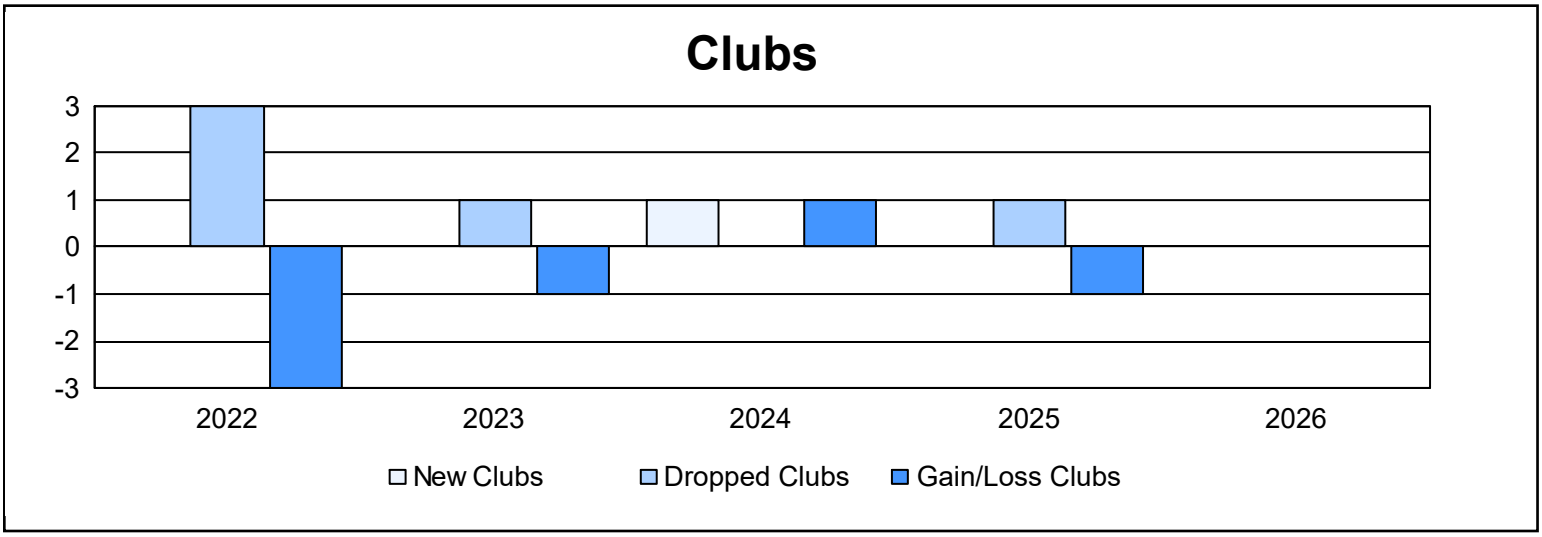

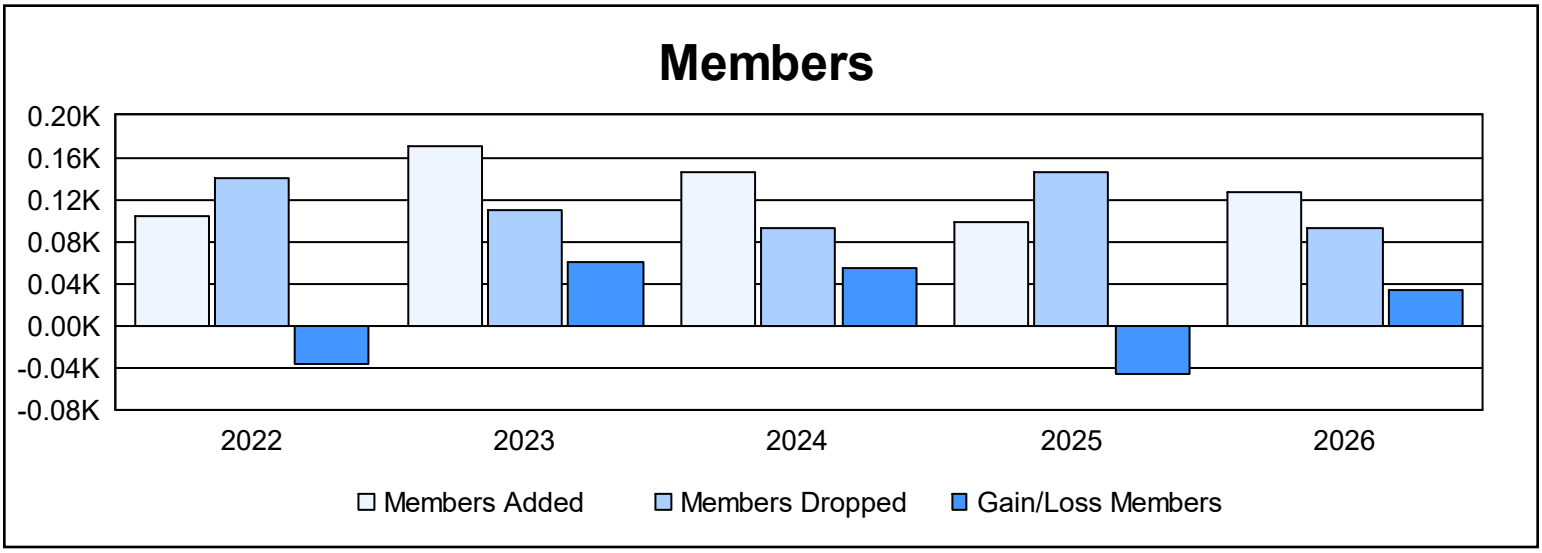

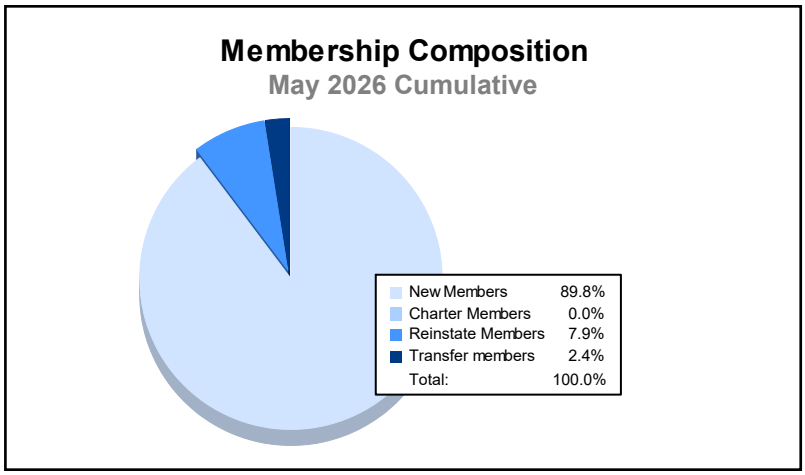
Membership Composition
May 2026 Cumulative
New Members 89.8%
Charter Members 0.0%
Reinstate Members 7.9%
Transfer members 2.4%
Total: 100.0%

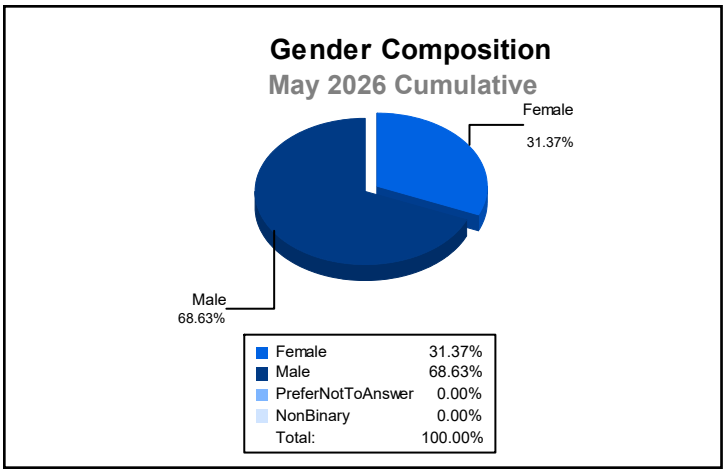
Gender Composition
May 2026 Cumulative
Female
31.37%
Male
68.63%
Female 31.37%
Male 68.63%
PreferNotToAnswer 0.00%
NonBinary 0.00%
Total: 100.00%